



54

57

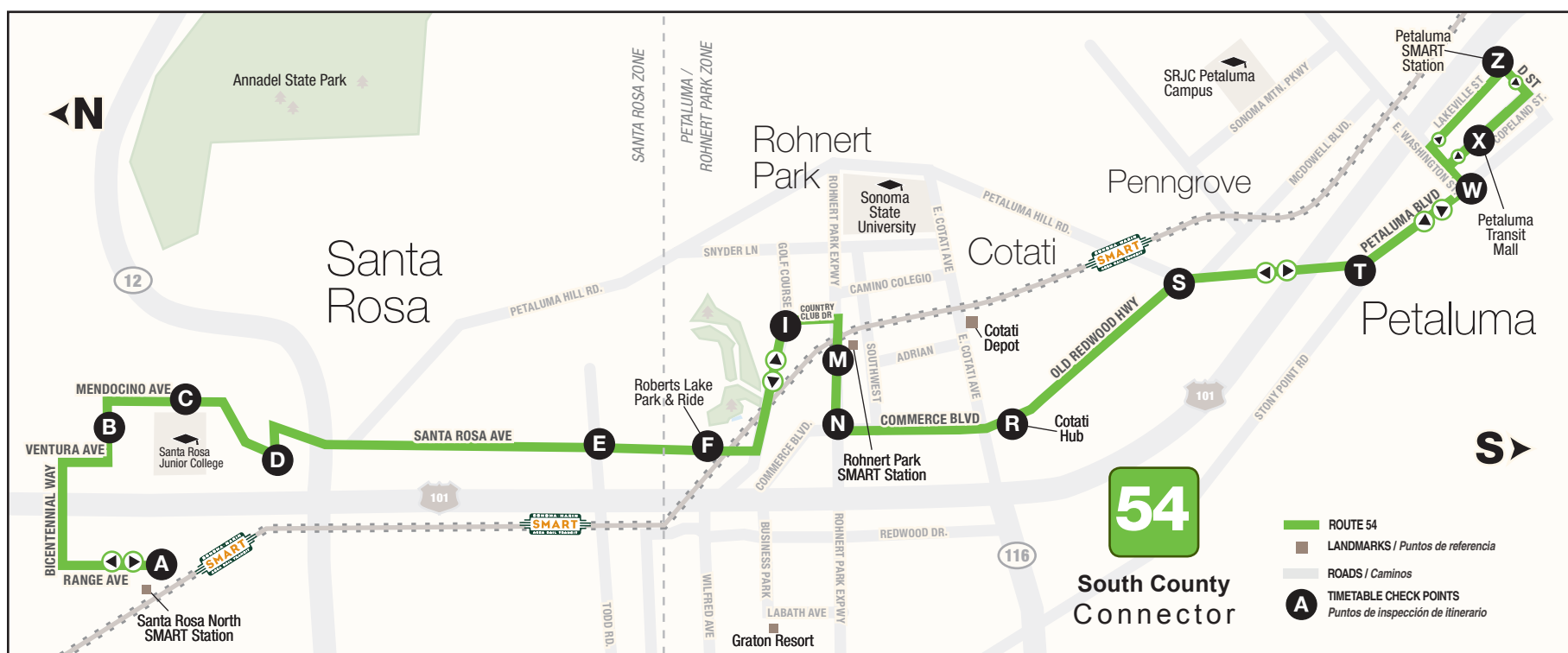


Connectors + Shuttles

ROUTE 54 South County Connector to SMART - Weekday Service

South AM Weekday		Route		54	54
SANTA ROSA	Coddingtown	A	6:35	7:05	
	County Admin. Ctr.	B	6:41	7:11	
	Santa Rosa Junior College	C	6:45	7:15	
	Santa Rosa Transit Mall - South Side (Departs)	D	6:54	7:24	
	Santa Rosa Transit Mall - South Side (Departs)	D	6:57	7:27	
	Santa Rosa Ave / Todd Rd.	E	7:09	7:39	
ROHNERT PARK / COTATI	Roberts Lake Rd. / Golf Course Dr.	F	7:13	7:43	
	Country Club / Golf Course Dr.	I	7:16	7:46	
	Ac. From Rohnert Park SMART Station (RP Expwy)	M	7:26	7:56	
	Rohnert Park Station (Southbound Train departs)	M	7:38	8:08	
	Commerce Blvd./ RP Expwy. (Arrives)	N	7:31	8:01	
	Commerce Blvd./ RP Expwy. (Departs)	N	7:33	8:03	
	Cotati Hub	R	7:41	8:11	
	PENNGROVE Old Redwood Hwy./ Petaluma Hill Rd.	S	7:47	8:17	
PETALUMA	Petaluma Blvd. N./ Stony Pt. Rd.	T	7:51	8:21	
	Washington / Petaluma Blvd. (Downtown)	W	7:58	8:28	
	SMART Petaluma Station (D St.)	Z	8:08	8:38	
	Petaluma / Downtown Station (Southbound Train departs)	Z	8:25	8:55	
	Petaluma Transit Mall	X	8:11	8:41	

North PM Weekday		Route		54	54
PETALUMA	Petaluma / Downtown Station (Northbound Train arrives)	Z	----	5:30	
	Petaluma Transit Mall	X	4:20	5:50	
	Petaluma Blvd / Mary (Downtown Pet.)	W	4:21	5:51	
	Petaluma Blvd. N./ Stony Pt. Rd.	T	4:29	5:59	
	PENNGROVE Old Redwood Hwy./ Petaluma Hill Rd.	S	4:33	6:03	
ROHNERT PARK / COTATI	Cotati Hub	R	4:43	6:11	
	Commerce Blvd./ RP Expwy. (Arrives)	N	4:51	6:19	
	Commerce Blvd./ RP Expwy. (Departs)	N	4:53	6:21	
	Rohnert Park Station (Northbound Train arrives)	M	4:47	6:17	
	Rohnert Park SMART Station (RP Expwy)	M	4:55	6:23	
	Country Club / Golf Course Dr.	I	5:05	6:33	
	Robert's Lake Rd / Golf Course Dr	F	5:08	6:36	
SANTA ROSA	Santa Rosa Ave./ Todd Rd.	E	5:13	6:43	
	Santa Rosa Transit Mall - North Side (Arrives)	D	5:27	6:56	
	Santa Rosa Transit Mall - North Side (Departs)	D	5:29	6:58	
	Ac. Santa Rosa Junior College	C	5:37	7:03	
	County Admin. Ctr.	B	5:42	7:08	
	Coddingtown	A	5:51	7:17	



ROUTE 57 SMART Connecting Shuttle to Kaiser, County Center, SRJC - Weekday Service



Weekday AM Commute		Route		57	57
Guerneville Rd. Station (Northbound Train arrives)	A	7:29	7:59		
Across Guerneville Station (Coffey Ln.)	A	7:35	8:05		
Across Kaiser Hospital (Bicentennial Rd.)	B	7:42	8:12		
County Admin. Ctr.	C	7:46	8:16		
SRJC	D	----	8:25		

Weekday PM Commute		Route		57	57
SRJC	D	4:55	----		
County Admin. Ctr.	C	5:04	5:34		
Kaiser Hospital (Bicentennial Rd.)	B	5:08	5:38		
Across Guerneville Station (Coffey Ln.)	A	5:15	5:45		
Guerneville Rd. Station (Southbound Train departs)	A	5:26	5:56		



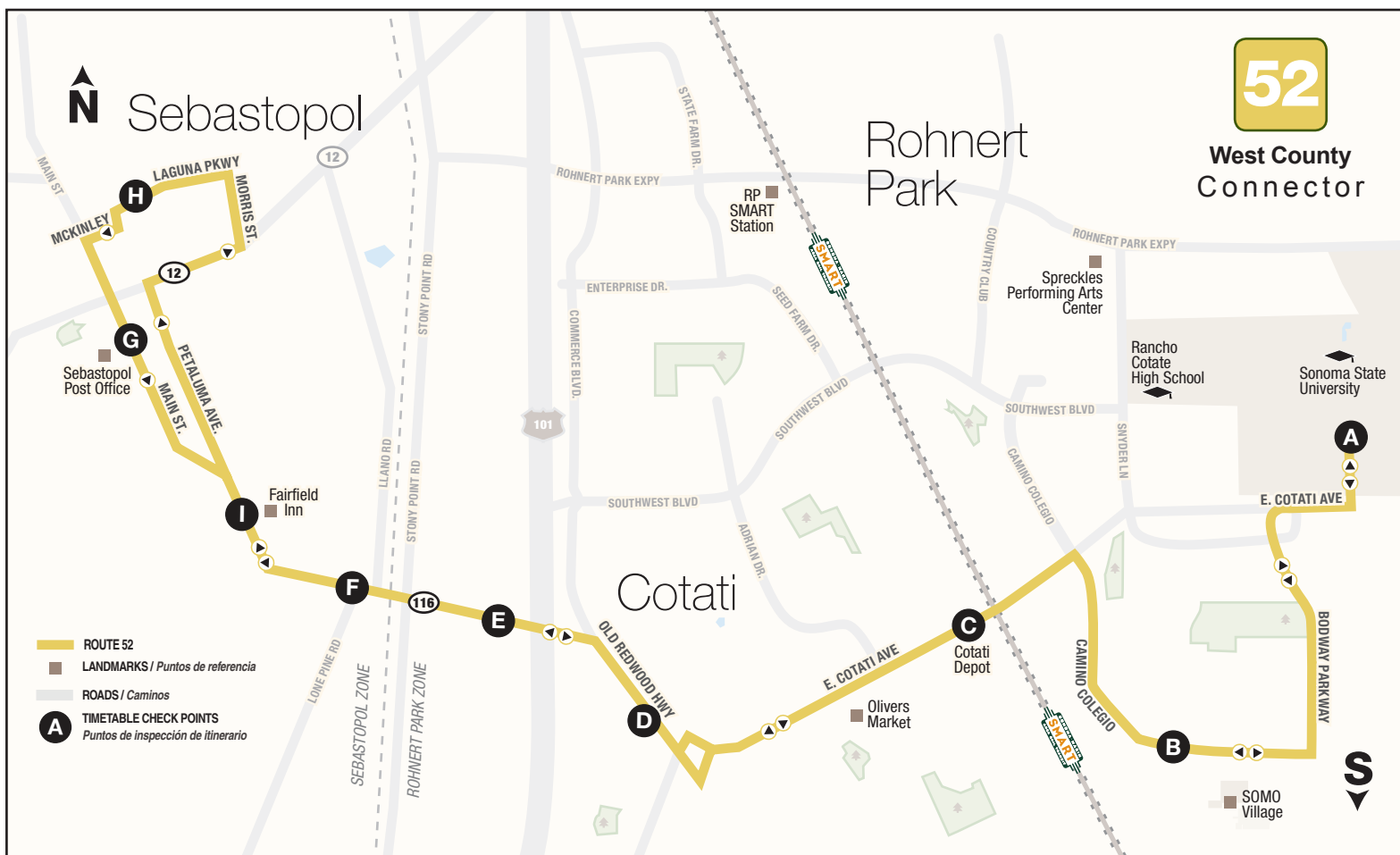
52 53 55 56

SONOMA-MARIN SMART AREA RAIL TRANSIT Connectors + Shuttles

ROUTE 52
West County Connector to Cotati Depot - Weekday Service

East		Route	52	52	52	52
SEBASTOPOL	Laguna Park Way / Sebastopol Hub	H	6:10	7:10	8:00	5:40
	Rt. 20 Arrives at Sebastopol Post Office	G	---	7:02	---	---
	Sebastopol Post Office	G	6:13	7:13	8:03	5:43
ROHNERT PARK / COTATI	Hwy 116 / Lone Pine	F	6:21	7:21	8:11	5:51
	Hwy 116 / Redwood Dr.	E	6:26	7:26	8:16	5:56
	Cotati Hub	D	6:29	7:29	8:19	6:00
	Cotati Station (Northbound Train arrives)	C	---	7:13	---	5:43
	Cotati Depot	C	6:33	7:33	8:23	6:04
	Cotati Station (Southbound Train departs)	C	6:42	7:42	8:42	6:12
	Sonoma Mountain Village	B	6:36	7:36	8:26	6:07
	Sonoma State University	A	6:40	7:40	8:30	6:11

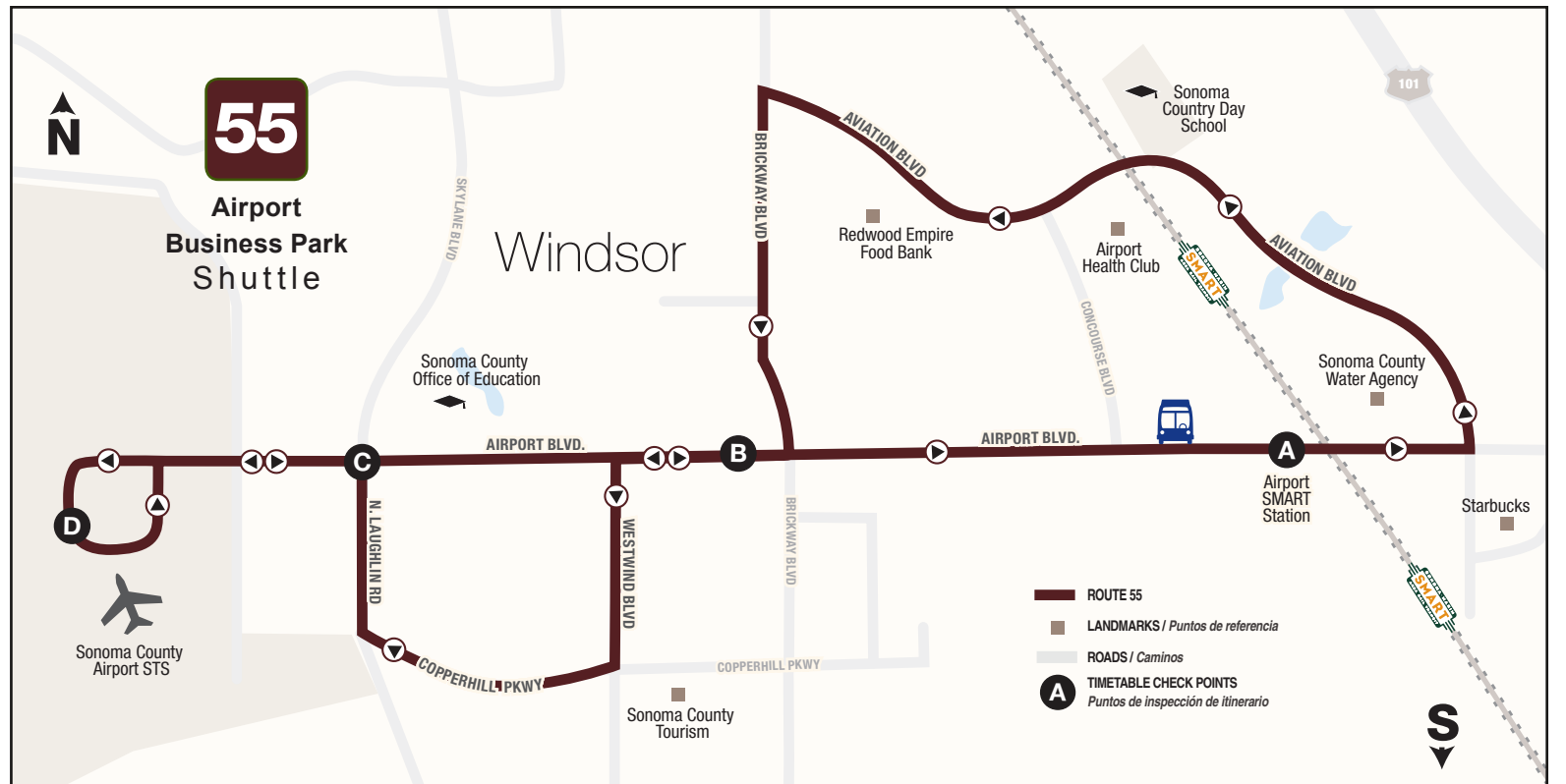
West		Route	52	52	52	52	52
ROHNERT PARK / COTATI	Sonoma State University	A	7:55	8:45	3:55	5:15	6:20
	Sonoma Mountain Village	B	7:59	8:49	3:59	5:19	6:24
	Cotati Station (Northbound Train arrives)	C	7:43	8:43	---	5:13	6:13
	Across from Cotati Depot	C	8:02	8:52	4:02	5:22	6:27
	Cotati Station (Southbound Train departs)	C	8:12	---	4:12	5:42	6:42
	Old Redwood Hwy / La Plaza (at Fire Station)	D	8:04	8:54	4:04	5:25	6:30
	Hwy 116 / Redwood Dr.	E	8:07	8:57	4:07	5:28	6:33
	Hwy 116 / Lone Pine	F	8:14	9:04	4:14	5:35	6:40
	Fairfield Inn	I	8:20	9:12	4:20	5:41	6:46
	Arrives Sebastopol Transit Hub	H	8:27	9:19	4:30	5:51	6:56
SEBASTOPOL	Rt. 20 Departs at Sebastopol Transit Hub	H	---	---	4:48	6:04	7:19



ROUTE 55
Airport Business Park Shuttle

Weekday AM Commute		Route	55	55	55
Airport Station (Northbound Train arrives)	A	7:06	7:36	8:06	
Airport Blvd - SMART Station	A	7:15	7:45	8:15	
Brickway Blvd. / Airport Blvd.	B	7:19	7:49	8:19	
Skylane Blvd. / Airport Blvd.	C	7:23	7:53	8:23	
Sonoma County Airport Terminal	D	7:25	7:55	8:25	
Airport Blvd - SMART Station	A	7:30	8:00	8:30	

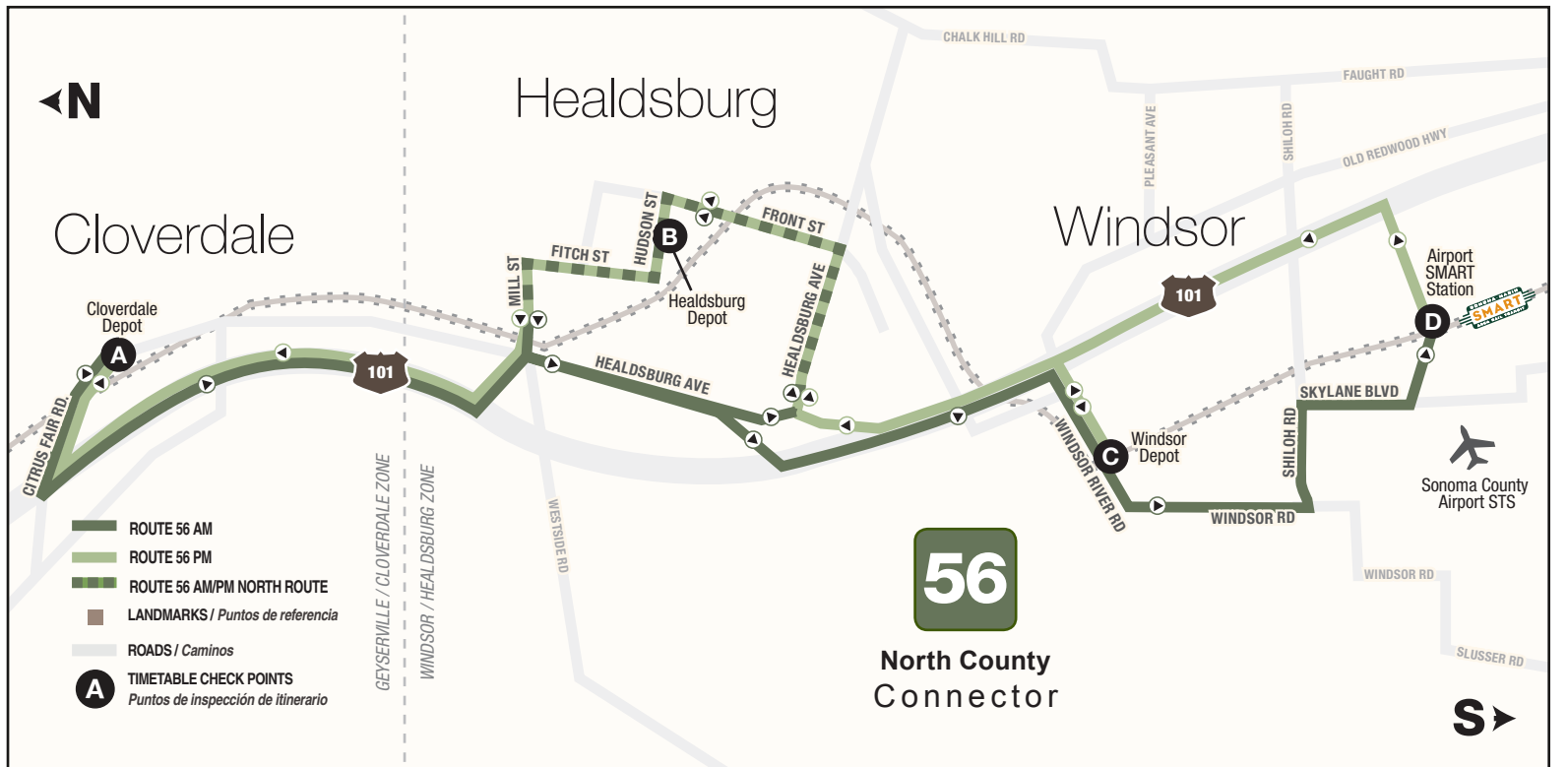
Weekday PM Commute		Route	55	55
Airport Blvd - SMART Station	A	4:50	5:20	
Brickway Blvd. / Airport Blvd.	B	4:54	5:24	
Skylane Blvd. / Airport Blvd.	C	4:58	5:28	
Sonoma County Airport Terminal	D	5:00	5:30	
Airport Blvd - SMART Station	A	5:05	5:35	
Airport Station (Southbound Train departs)	A	5:19	5:49	



ROUTE 56
North County Connector to Airport SMART Station - Weekday Service

Southbound AM Commute Weekday		Route	56	56
CLOVERDALE Cloverdale Depot	A	5:20	6:20	
HEALDSBURG Healdsburg Depot	B	5:41	6:41	
WINDSOR Windsor Depot	C	5:54	6:54	
SANTA ROSA Airport Blvd - SMART Station	D	6:04	7:04	
Airport Station (Southbound Train departs)	D	6:19	7:19	

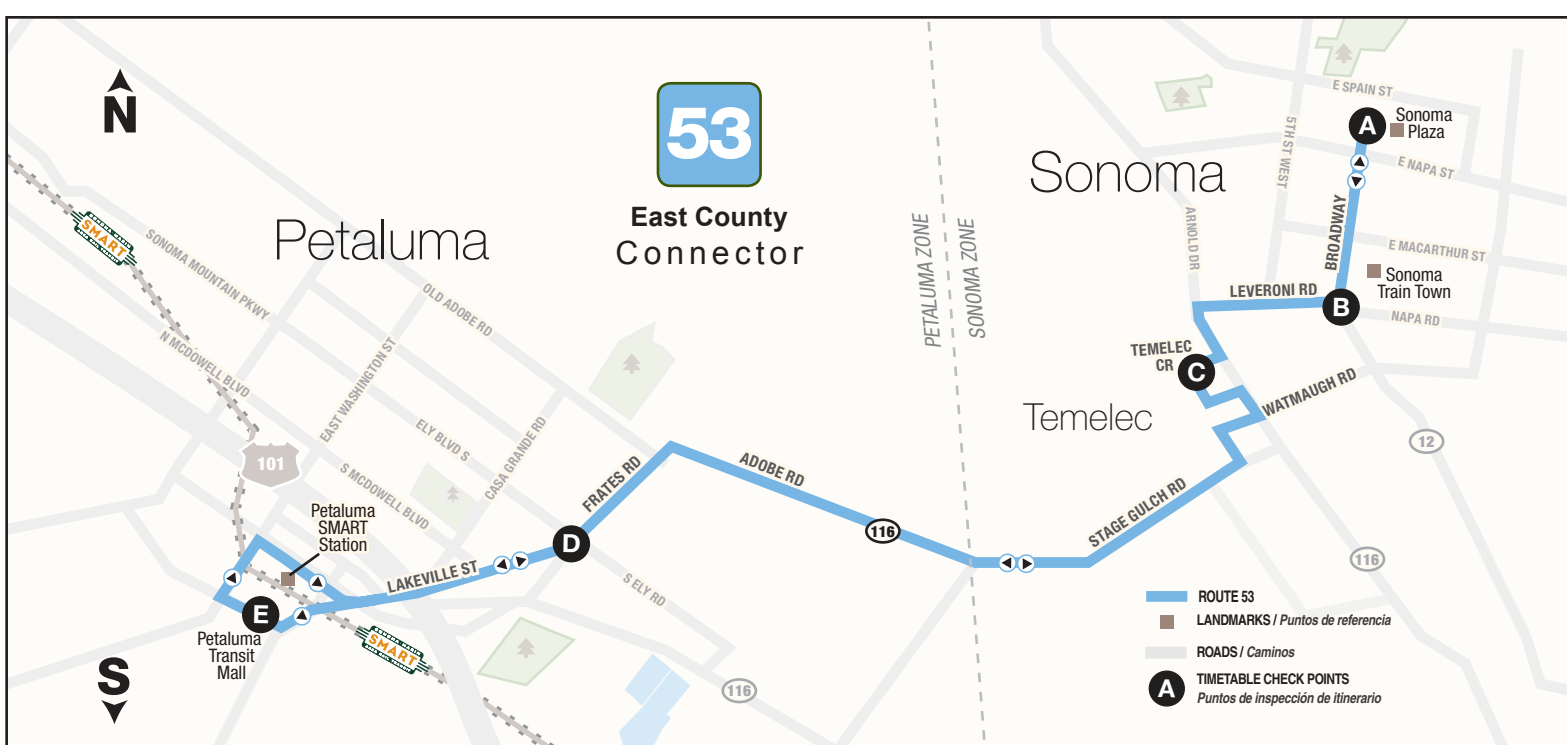
Northbound PM Commute Weekday		Route	56	56
Airport Station (Northbound Train arrives)	D	5:36	6:36	
SANTA ROSA Airport Blvd - SMART Station	D	5:51	6:51	
WINDSOR Windsor Depot	C	6:01	7:01	
HEALDSBURG Healdsburg Depot	B	6:14	7:14	
CLOVERDALE Cloverdale Depot	A	6:34	7:34	



ROUTE 53
East County Connector to Petaluma Transit Mall - Weekday Service

West		Route	53	53	53
SONOMA	Rt 30 - Sonoma Plaza (arrives)	A	7:00	4:50	5:30
	Sonoma Plaza	A	7:10	5:15	5:40
	Broadway / Leveroni	B	7:13	5:18	5:43
	Temelec Circle / Mission Dr.	C	7:17	5:22	5:47
	Frates Rd. / Lakeville Cir.	D	7:30	5:35	6:00
PETALUMA	Petaluma Transit Mall	E	7:40	5:45	6:10
	Petaluma / Downtown Station (Southbound Train departs)	E	7:55	5:55	6:25

East		Route	53	53	53
PETALUMA	Petaluma / Downtown Station (Northbound Train arrives)	E	7:30	4:30	6:00
	Petaluma Transit Mall	E	7:50	4:55	6:15
	Frates Rd. / Lakeville Cir.	D	7:53	4:58	6:18
	Temelec Circle / Mission Dr.	C	7:57	5:02	6:22
	Broadway / Leveroni	B	8:10	5:15	6:35
SONOMA	Sonoma Plaza	A	8:20	5:25	6:45
	Rt 30 - Sonoma Plaza (departs)	A	---	---	7:05



ROUTE 56
North County Connector to Airport SMART Station - Weekend Service

Southbound AM Weekend		Route	56	56
CLOVERDALE Cloverdale Depot	A	9:15	11:15	
HEALDSBURG Healdsburg Depot	B	9:36	11:36	
WINDSOR Windsor Depot	C	9:49	11:49	
SANTA ROSA Airport Blvd - SMART Station	D	9:59	11:59	
Airport Station (Southbound Train departs)	D	10:13	12:13	

Northbound PM Weekend		Route	56	56
Airport Station (Northbound Train arrives)	D	4:02	6:02	
SANTA ROSA Airport Blvd - SMART Station	D	4:15	6:15	
WINDSOR Windsor Depot	C	4:25	6:25	
HEALDSBURG Healdsburg Depot	B	4:38	6:38	
CLOVERDALE Cloverdale Depot	A	4:58	6:58	